










Reading Strategies that Work!

<ul style="list-style-type: none">• Get your mouth ready by making the first sound	
<ul style="list-style-type: none">• Check the picture	
<ul style="list-style-type: none">• Reread	
<ul style="list-style-type: none">• BREAK the word into chunks or words you know	
<ul style="list-style-type: none">• Search through the word to make the sounds you know	
<ul style="list-style-type: none">• Skip it and read on to the end of the sentence and go back to fix the tricky word	

Things to ask yourself:

- Does it look right? 
- Does it sound right? 
- Does it make sense? 

Reading Strategies used in our classrooms
Mrs. Luber Mrs. Griffin
Mrs. Hutchinson